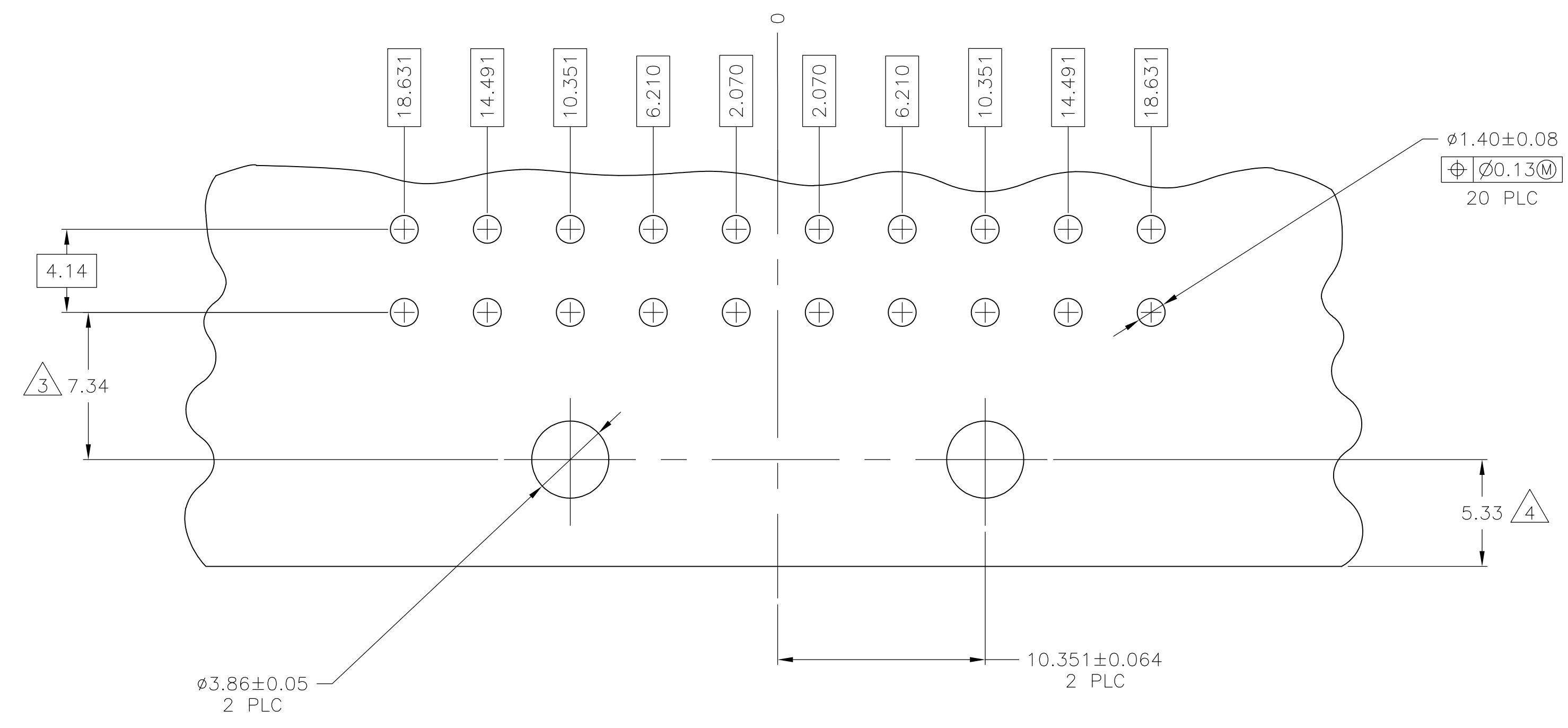
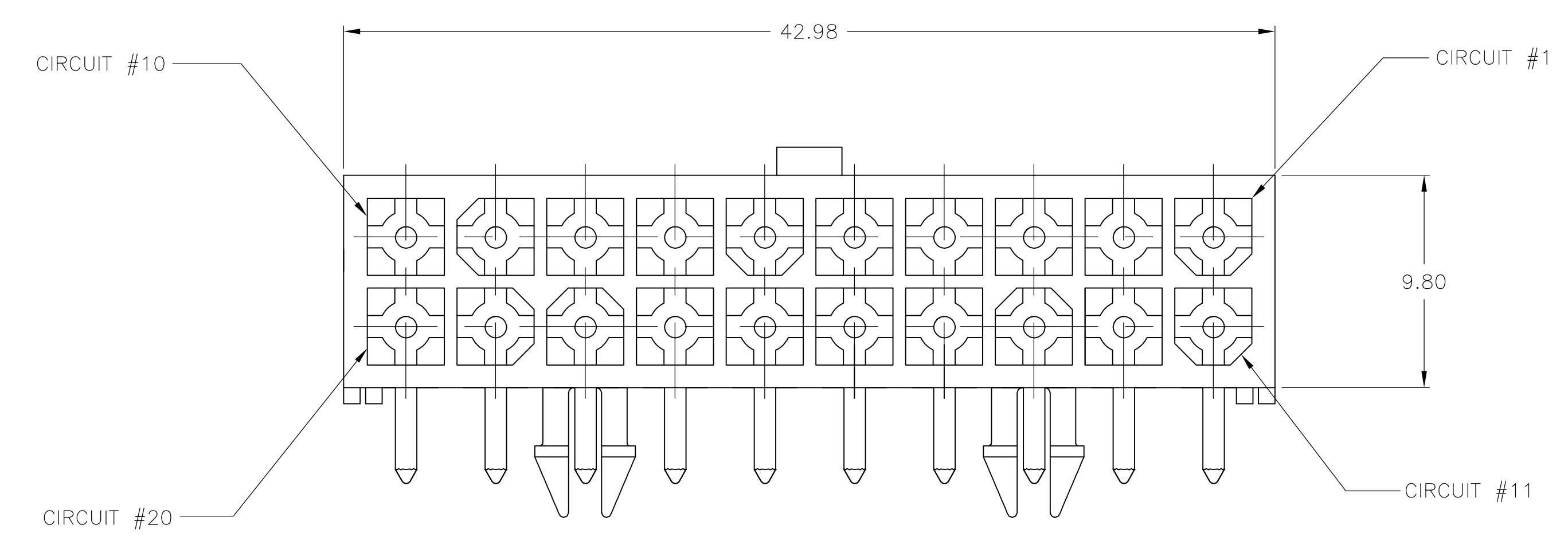
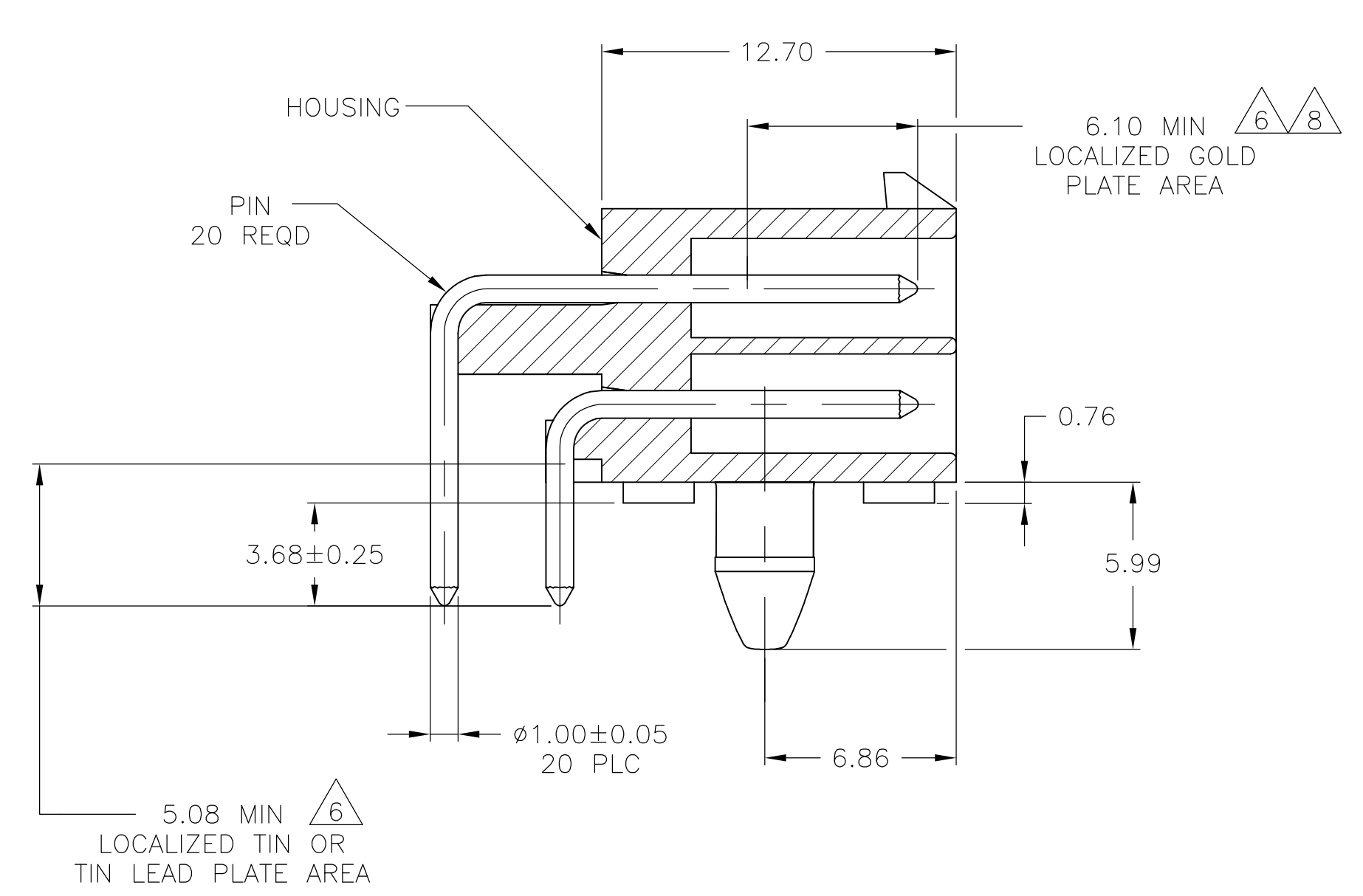


1. PINS TO COMPLY WITH AMP SOLDERABILITY SPEC 109-11-3.
2. MATES WITH PLUG P/N 770585-1.
3. COORDINATE DIMENSION APPLIES FROM CENTER OF ACTUAL FEATURE.
4. RECOMMENDED FOR EDGE MOUNTING.
5. 0.00381 MIN MATTE TIN LEAD PLATE OVER 0.00127 MIN NICKEL.
6. 0.00076 MIN GOLD PLATE IN THE LOCALIZED GOLD PLATE AREA, 0.00381 MIN MATTE TIN LEAD IN THE LOCALIZED PLATE AREA, BOTH OVER 0.00127 MIN NICKEL.
7. 0.00381 MIN MATTE TIN PLATE OVER 0.00127 MIN NICKEL.
8. 0.00076 MIN GOLD PLATE IN THE LOCALIZED GOLD PLATE AREA, 0.00381 MIN MATTE TIN IN THE LOCALIZED TIN PLATE AREA, BOTH OVER 0.00127 MIN NICKEL.



RECOMMENDED MOUNTING HOLE PATTERN FOR 1.57 THICK P.C. BOARD

1.00	.039	6.10	.240	-	-
0.76	.030	5.99	.236	42.98	1.692
0.25	.010	5.33	.210	18.631	.7335
0.13	.005	5.08	.200	14.491	.5705
0.08	.003	4.14	.163	12.70	.500
0.064	.0025	3.86	.152	10.351	.4075
0.05	.002	3.68	.145	9.80	.386
0.00381	.000150	2.070	.0815	7.34	.289
0.00127	.000050	1.57	.062	6.86	.270
0.00076	.000030	1.40	.055	6.210	.2445
MM	IN	MM	IN	MM	IN

CONVERSION TABLE

BRASS	GOLD	8	NYLON, UL94V-0	WHITE	1-794106-1
BRASS	TIN	7	NYLON, UL94V-0	WHITE	1-794106-0
BRASS	GOLD	6	NYLON, UL94V-0	WHITE	794106-2
BRASS	TIN LEAD	5	NYLON, UL94V-0	WHITE	794106-1
MATERIAL	FINISH		MATERIAL	COLOR	PART NO
PIN			HOUSING		
THIS DRAWING IS A CONTROLLED DOCUMENT.			DIN K WHITAKER 02APR96 CHK R SWING 02APR96 APVD R ORSTAD 02APR96 NAME:		
DIMENSIONS: mm		TOLERANCES UNLESS OTHERWISE SPECIFIED: 0 PLC ± - 1 PLC ± - 2 PLC ± 0.13 3 PLC ± - 4 PLC ± - ANGLES ± -			
MATERIAL SEE TABLE		FINISH SEE TABLE		WEIGHT: - SIZE: A1 CASE CODE: 00779 DRAWING NO: C=794106 RESTRICTED TO: -	
CUSTOMER DRAWING			SCALE: 5:1 SHEET 1 OF 1 REV C		